

(19) World Intellectual Property
Organization
International Bureau



(43) International Publication Date
29 December 2004 (29.12.2004)

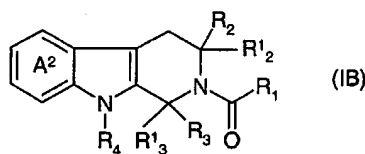
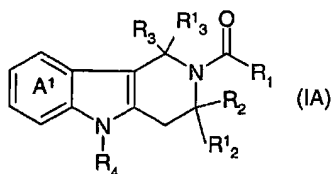
PCT

(10) International Publication Number
WO 2004/113336 A1

- (51) International Patent Classification⁷: C07D 471/04, A61K 31/437, A61P 3/10, 25/28, 35/00
- (74) Agent: WALLS, Alan, James; PO Box 223, Tadworth, Surrey KT20 5YF (GB).
- (21) International Application Number: PCT/GB2004/002504
- (22) International Filing Date: 15 June 2004 (15.06.2004)
- (25) Filing Language: English
- (26) Publication Language: English
- (30) Priority Data:
0313814.6 16 June 2003 (16.06.2003) GB
0329998.9 23 December 2003 (23.12.2003) GB
- (81) Designated States (unless otherwise indicated, for every kind of national protection available): AE, AG, AL, AM, AT, AU, AZ, BA, BB, BG, BR, BW, BY, BZ, CA, CH, CN, CO, CR, CU, CZ, DE, DK, DM, DZ, EC, EE, EG, ES, FI, GB, GD, GE, GH, GM, HR, HU, ID, IL, IN, IS, JP, KE, KG, KP, KR, KZ, LC, LK, LR, LS, LT, LU, LV, MA, MD, MG, MK, MN, MW, MX, MZ, NA, NI, NO, NZ, OM, PG, PH, PL, PT, RO, RU, SC, SD, SE, SG, SK, SL, SY, TJ, TM, TN, TR, TT, TZ, UA, UG, US, UZ, VC, VN, YU, ZA, ZM, ZW.
- (84) Designated States (unless otherwise indicated, for every kind of regional protection available): ARIPO (BW, GH, GM, KE, LS, MW, MZ, NA, SD, SL, SZ, TZ, UG, ZM, ZW), Eurasian (AM, AZ, BY, KG, KZ, MD, RU, TJ, TM), European (AT, BE, BG, CH, CY, CZ, DE, DK, EE, ES, FI, FR, GB, GR, HU, IE, IT, LU, MC, NL, PL, PT, RO, SE, SI, SK, TR), OAPI (BF, BJ, CF, CG, CI, CM, GA, GN, GQ, GW, ML, MR, NE, SN, TD, TG).
- (71) Applicant (for all designated States except US): CHROMA THERAPEUTICS LIMITED [GB/GB]; 92 Milton Park, Abingdon, Oxfordshire OX14 4RY (GB).
- (72) Inventors; and
- (75) Inventors/Applicants (for US only): DAVIDSON, Alan, Hornsby [GB/GB]; Chroma Therapeutics Limited, 92 Milton Park, Abingdon, Oxfordshire OX4 4RY (GB). YARNOLD, Christopher, John [GB/GB]; Evotec OAI Limited, 151 Milton Park, Abingdon, Oxon OX14 4SD (GB). CHARLETON, Michael, Hugh [GB/GB]; Evotec OAI Limited, 151 Milton Park, Abingdon, Oxon OX14 4SD (GB).
- Published:
— with international search report
- For two-letter codes and other abbreviations, refer to the "Guidance Notes on Codes and Abbreviations" appearing at the beginning of each regular issue of the PCT Gazette.

WO 2004/113336 A1

(54) Title: CARBOLINE AND BETACARBOLINE DERIVATIVES FOR USE AS HDAC ENZYME INHIBITORS



(57) Abstract: Compounds of formula (IA) and (IB) are inhibitors of histone deacetylase activity and useful for the treatment of, inter alia, cancers: wherein fused rings A¹ and A² are optionally substituted; linker radical R₁ represents a radical of formula

CARBOLINE AND BETACARBOLINE DERIVATIVES FOR USE AS HDAC ENZYME INHIBITORS

This invention relates to compounds which inhibit members of the histone deacetylase family of enzymes and to their use in the treatment of cell proliferative diseases, including cancers, polyglutamine diseases for example
5 Huntingdon disease, neurogenerative diseases for example Alzheimer disease, autoimmune disease and organ transplant rejection, diabetes, haematological disorders and infection.

Background to the Invention

10 In eukaryotic cells DNA is packaged with histones, to form chromatin. Approximately 150 base pairs of DNA are wrapped twice around an octamer of histones (two each of histones 2A, 2B, 3 and 4) to form a nucleosome, the basic unit of chromatin. The ordered structure of chromatin needs to be modified in order to allow transcription of the associated genes.
15 Transcriptional regulation is key to differentiation, proliferation and apoptosis, and is, therefore, tightly controlled. Control of the changes in chromatin structure (and hence of transcription) is mediated by covalent modifications to histones, most notably of the N-terminal tails. Covalent modifications (for example methylation, acetylation, phosphorylation and ubiquitination) of the
20 side chains of amino acids are enzymatically mediated (A review of the covalent modifications of histones and their role in transcriptional regulation can be found in Berger SL 2001 Oncogene 20, 3007-3013; See Grunstein, M 1997 Nature 389, 349-352; Wolffe AP 1996 Science 272, 371-372; and Wade PA et al 1997 Trends Biochem Sci 22, 128-132 for reviews of histone
25 acetylation and transcription).

Acetylation of histones is associated with areas of chromatin that are transcriptionally active, whereas nucleosomes with low acetylation levels are, typically, transcriptionally silent. The acetylation status of histones is
30 controlled by two enzyme classes of opposing activities; histone acetyltransferases (HATs) and histone deacetylases (HDACs). In transformed cells it is believed that inappropriate expression of HDACs results in silencing of tumour suppressor genes (For a review of the potential roles of HDACs in tumorigenesis see Gray SG and Teh BT 2001 Curr Mol Med 1, 401-429).

- Inhibitors of HDAC enzymes have been described in the literature and shown to induce transcriptional reactivation of certain genes resulting in the inhibition of cancer cell proliferation, induction of apoptosis and inhibition of tumour growth in animals (For review see Kelly, WK et al 2002 Expert Opin Investig Drugs 11, 1695-1713). Such findings suggest that HDAC inhibitors have therapeutic potential in the treatment of proliferative diseases such as cancer (Kramer, OH et al 2001 Trends Endocrinol 12, 294-300, Vigushin DM and Coombes RC 2002 Anticancer Drugs 13, 1-13).
- 10 In addition, others have proposed that aberrant HDAC activity or histone acetylation is implicated in the following diseases and disorders; polyglutamine disease, for example Huntingdon disease (Hughes RE 2002 Curr Biol 12, R141-R143; McCampbell A et al 2001 Proc Soc Natl Acad Sci 98, 15179-15184; Hockly E et al 2003 Proc Soc Natl Acad Sci 100, 2041-
15 2046), other neurodegenerative diseases, for example Alzheimer disease (Hempen B and Brion JP 1996, J Neuropathol Exp Neurol 55, 964-972), autoimmune disease and organ transplant rejection (Skov S et al 2003 Blood 101, 1430-1438; Mishra N et al 2003 J Clin Invest 111, 539-552), diabetes (Mosley AL and Ozcan S 2003 J Biol Chem 278, 19660 - 19666) and diabetic
20 complications, infection (including protozoal infection (Darkin-Rattray, SJ et al 1996 Proc Soc Natl Acad Sci 93, 13143-13147)) and haematological disorders including thalassemia (Witt O et al 2003 Blood 101, 2001-2007). The observations contained in these manuscripts suggest that HDAC inhibition should have therapeutic benefit in these, and other related,
25 diseases.

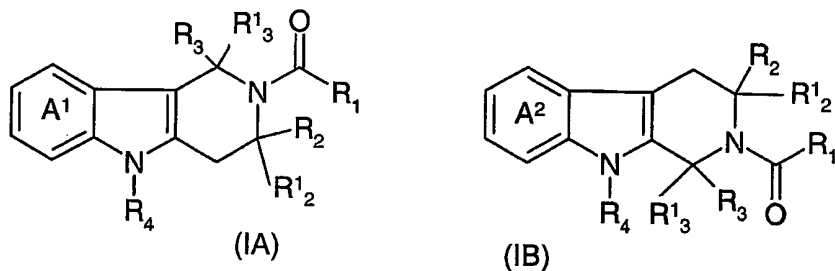
Brief Description of the Invention

- This invention is based on the finding that a class of tricyclic nitrogen-containing compounds having a hydroxamate or N-hydroxy acylamino metal
30 binding group are capable of inhibiting the activity of members of the HDAC family, including HDAC1, and are of value in the treatment of diseases mediated by excessive or inappropriate HDAC, especially HDAC1 activity, such as cell-proliferative diseases, including cancers, polyglutamine diseases for example Huntingdon disease, neurodegenerative diseases for example

Alzheimer disease, autoimmune disease and organ transplant rejection, diabetes, haematological disorders and infection (including but not limited to protozoal and fungal).

5 **Detailed Description of the Invention**

In a broad aspect, the present invention provides a compound of formula (IA) or (IB), or a salt, hydrate or solvate thereof.



wherein

10 fused rings A¹ and A² are optionally substituted;

R₁ represents a radical of formula $-(Alk^1)_n-(X)_m-(Alk^2)_p-Z$ wherein

15 Z represents a radical of formula $-C(=O)NH(OH)$, or $-N(OH)C(=O)Y$ wherein Y represents hydrogen, C₁-C₆ alkyl, a phenyl or cycloalkyl ring, or a monocyclic heterocyclic radical having 5 or 6 ring atoms;

20 Alk¹ represents an optionally substituted, straight or branched, C₁-C₆ alkylene radical,

Alk² represents an optionally substituted, straight or branched, C₁-C₆ alkylene, C₂-C₆ alkenylene or C₂-C₆ alkynylene radical which may optionally contain an ether (-O-), thioether (-S-) or amino (-NR^A-) link wherein R^A is hydrogen or C₁-C₃ alkyl;

25 X represents an optionally substituted phenyl or 5- or 6-membered heteroaryl ring; and

n, m and p are independently 0 or 1, provided that at least one of n, m and p is 1 and the length of radical $-(\text{Alk}^1)_n-(\text{X})_m-(\text{Alk}^2)_p-$ is equivalent to that of a hydrocarbon chain of from 2-10 carbon atoms;

5 R^1_2 is hydrogen and R_2 is (a) an optional substituent or (b) a radical of formula $-(\text{Alk}^3)_r-\text{Q}$ wherein r is 0 or 1, Alk^3 represents an optionally substituted, straight or branched, C_1-C_6 alkylene, C_2-C_6 alkenylene or C_2-C_6 alkynylene radical and Q is hydrogen or an optionally substituted carbocyclic or heterocyclic group; or R^1_2 and R_2 taken together with the carbon atoms to
10 which they are attached form an optionally substituted carbocyclic or heterocyclic ring;

R^1_3 is hydrogen and R_3 is (i) an optional substituent or (ii) a radical of formula $-(\text{Alk}^3)_r-\text{Q}$ wherein r is 0 or 1, Alk^3 represents an optionally substituted,
15 straight or branched, C_1-C_6 alkylene, C_2-C_6 alkenylene or C_2-C_6 alkynylene radical and Q is hydrogen or an optionally substituted carbocyclic or heterocyclic group; or R^1_3 and R_3 taken together with the carbon atoms to which they are attached form an optionally substituted carbocyclic or heterocyclic ring; and

20

R_4 is hydrogen or C_1-C_6 alkyl.

In another broad aspect the invention provides the use of a compound of formula (I) as defined above, or a salt, hydrate or solvate thereof in the
25 preparation of a composition for inhibiting the activity of an HDAC enzyme.

The compounds with which the invention is concerned may be used for the inhibition of HDAC activity, particularly HDAC1 activity, *ex vivo* or *in vivo*.

30 In one aspect of the invention, the compounds of the invention may be used in the preparation of a composition for the treatment of cell-proliferation disease, for example cancer cell proliferation, polyglutamine diseases for example Huntingdon disease, neurogenerative diseases for example Alzheimer disease, autoimmune disease and organ transplant rejection, diabetes,

haematological disorders and infection (including but not limited to protozoal and fungal).

5 In another aspect, the invention provides a method for the treatment of cell-proliferation disease, for example cancer cell proliferation, polyglutamine diseases for example Huntingdon disease, neurogenerative diseases for example Alzheimer disease, autoimmune disease and organ transplant rejection, diabetes, haematological disorders and infection (including but not limited to protozoal and fungal), which comprises administering to a subject
10 suffering such disease an effective amount of a compound of formula (I) as defined above.

As used herein the term "(C₁-C₆)alkyl" means a straight or branched chain alkyl moiety having from 1 to 6 carbon atoms, including for example, methyl,
15 ethyl, n-propyl, isopropyl, n-butyl, isobutyl, sec-butyl, t-butyl, n-pentyl and n-hexyl.

As used herein the term "(C₁-C₆)alkylene radical" means a divalent saturated hydrocarbon chain having from 1 to 6 carbon atoms .

20

As used herein the term "(C₂-C₆)alkenyl" means a straight or branched chain alkenyl moiety having from 2 to 6 carbon atoms having at least one double bond of either E or Z stereochemistry where applicable. The term includes, for example, vinyl, allyl, 1- and 2-butenyl and 2-methyl-2-propenyl.

25

As used herein the term "divalent (C₂-C₆)alkenylene radical" means a divalent hydrocarbon chain having from 2 to 6 carbon atoms, and at least one double bond.

30 As used herein the term "C₂-C₆ alkynyl" refers to straight chain or branched chain hydrocarbon groups having from two to six carbon atoms and having in addition one triple bond. This term would include for example, ethynyl, 1-propynyl, 1- and 2-butyne, 2-methyl-2-propynyl, 2-pentyne, 3-pentyne, 4-pentyne, 2-hexynyl, 3-hexynyl, 4-hexynyl and 5-hexynyl.

As used herein the term "divalent (C₂-C₆)alkynylene radical" means a divalent hydrocarbon chain having from 2 to 6 carbon atoms, and at least one triple bond.

5

As used herein the term "cycloalkyl" refers to a saturated carbocyclic radical having from 3-8 carbon atoms and includes, for example, cyclopropyl, cyclobutyl, cyclopentyl, cyclohexyl, cycloheptyl and cyclooctyl.

10 As used herein the term "cycloalkenyl" refers to a carbocyclic radical having from 3-8 carbon atoms containing at least one double bond, and includes, for example, cyclopentenyl, cyclohexenyl, cycloheptenyl and cyclooctenyl.

As used herein the term "aryl" refers to a mono-, bi- or tri-cyclic carbocyclic aromatic radical. Illustrative of such radicals are phenyl, biphenyl and naphthyl.

15

As used herein the term "carbocyclic" refers to a cyclic radical whose ring atoms are all carbon, and includes aryl, cycloalkyl and cycloalkenyl radicals.

20 As used herein the term "heteroaryl" refers to an aromatic radical containing one or more heteroatoms selected from S, N and O. Illustrative of such radicals are thienyl, benzthienyl, furyl, benzfuryl, pyrrolyl, imidazolyl, benzimidazolyl, thiazolyl, benzthiazolyl, isothiazolyl, benzisothiazolyl, pyrazolyl, oxazolyl, benzoxazolyl, isoxazolyl, benzisoxazolyl, isothiazolyl, 25 triazolyl, benztriazolyl, thiadiazolyl, oxadiazolyl, pyridinyl, pyridazinyl, pyrimidinyl, pyrazinyl, triazinyl, indolyl and indazolyl.

As used herein the unqualified term "heterocyclyl" or "heterocyclic" includes "heteroaryl" as defined above, and in particular means a non-aromatic radical 30 containing one or more heteroatoms selected from S, N and O. Illustrative of such radicals are pyrrolyl, furanyl, thienyl, piperidinyl, imidazolyl, oxazolyl, isoxazolyl, thiazolyl, thiadiazolyl, pyrazolyl, pyridinyl, pyrrolidinyl, pyrimidinyl, morpholinyl, piperazinyl, indolyl, morpholinyl, benzfuranlyl, pyranlyl, isoxazolyl,

benzimidazolyl, methylenedioxyphenyl, ethylenedioxyphenyl, maleimido and succinimido groups.

Unless otherwise specified in the context in which it occurs, the term
5 "substituted" as used herein means substituted with at least one substituent
for example, selected from (C₁-C₆)alkyl, (C₁-C₆)alkoxy, hydroxy, hydroxy(C₁-
C₆)alkyl, mercapto, mercapto(C₁-C₆)alkyl, (C₁-C₆)alkylthio, halo (including
fluoro and chloro), trifluoromethyl, trifluoromethoxy, trifluoromethylsulfonyl,
nitro, nitrile (-CN), oxo, phenyl, -COOH, -COOR^A, -COR^A, -SO₂R^A, -CONH₂,
10 -SO₂NH₂, -CONHR^A, -SO₂NHR^A, -CONR^AR^B, -SO₂NR^AR^B, -NH₂, -NHR^A,
-NR^AR^B, -OCONH₂, -OCONHR^A, -OCONR^AR^B, -NHCOR^A, -NHCOOR^A,
-NR^BCOOR^A, -NH₂SO₂OR^A, -NR^BSO₂OR^A, -NHCONH₂, -NR^ACONH₂,
-NHCONHR^B, -NR^ACONHR^B, -NHCONR^AR^B, or -NR^ACONR^AR^B wherein R^A
and R^B are independently a (C₁-C₆)alkyl or (C₃-C₈) cycloalkyl group. As used
15 herein the term "optional substituent" means one of the foregoing substituents.

As used herein the term "salt" includes base addition, acid addition and
quaternary salts. Compounds of the invention which are acidic can form salts,
including pharmaceutically or veterinarily acceptable salts, with bases such as
20 alkali metal hydroxides, e.g. sodium and potassium hydroxides; alkaline earth
metal hydroxides e.g. calcium, barium and magnesium hydroxides; with
organic bases e.g. N-ethyl piperidine, dibenzylamine and the like. Those
compounds (I) which are basic can form salts, including pharmaceutically or
veterinarily acceptable salts with inorganic acids, e.g. with hydrohalic acids
25 such as hydrochloric or hydrobromic acids, sulphuric acid, nitric acid or
phosphoric acid and the like, and with organic acids e.g. with acetic, tartaric,
succinic, fumaric, maleic, malic, salicylic, citric, methanesulphonic and p-
toluene sulphonic acids and the like.

30 Some compounds of the invention contain one or more actual or potential
chiral centres because of the presence of asymmetric carbon atoms. The
presence of several asymmetric carbon atoms gives rise to a number of
diastereoisomers with R or S stereochemistry at each chiral centre. The
invention includes all such diastereoisomers and mixtures thereof.

The group R₁

The group Z in R₁ is a hydroxamate group—C(=O)NHOH or N-hydroxy-acylamino group -N(OH)C(=O)Y, which functions as a metal binding group, interacting with the metal ion at the active site of the HDAC enzyme. At present a hydroxamate group is preferred.

The radical — (Alk¹)_n-(X)_m-(Alk²)_p- in R₁ functions as a linker radical, the length of which is equivalent to a chain of from 2 to 10 carbons, for example 4 to 9 carbons, more particularly 5 to 8 carbons, and especially 6 carbons.

In the linker radical — (Alk¹)_n-(X)_m-(Alk²)_p-, Alk¹ and Alk² when present independently represent an optionally substituted, straight or branched, C₁-C₆ alkylene, C₂-C₆ alkenylene or C₂-C₆ alkynylene radical. Presently it is preferred that any branching be modest, and indeed unbranched Alk¹ and Alk² radicals are currently most preferred. Similarly, although substitution is optional in Alk¹ and Alk², it is presently preferred that they be unsubstituted. Examples of Alk¹ and Alk² radicals include —CH₂-, —CH₂CH₂-, —CH₂CH₂CH₂-, —CH₂CH₂CH₂CH₂-, —CH=CH-, —CH=CHCH₂-, —CH₂CH=CH-, CH₂CH=CHCH₂-, —C≡C-, —C≡CCH₂-, —CH₂C≡C-, and CH₂C≡CCH₂-. Additional examples of Alk² include —CH₂W-, —CH₂CH₂W- —CH₂CH₂WCH₂-, —CH₂CH₂WCH(CH₃)-, —CH₂WCH₂CH₂-, —CH₂WCH₂CH₂WCH₂-, and —WCH₂CH₂- where W is —O-, —S-, —NH- or —N(CH₃)-

In the linker radical — (Alk¹)_n-(X)_m-(Alk²)_p-, X when present represents an optionally substituted phenyl or 5- or 6-membered heteroaryl ring. Presently it is preferred that the ring X be unsubstituted. Examples of rings X include phenyl, pyridine, thiophene, and furan rings, but phenyl is presently preferred.

In the linker radical — (Alk¹)_n-(X)_m-(Alk²)_p-, n, m and p are independently 0 or 1, but since the linker radical must be present, at least one of n, m and p is 1. When m is 0, the linker radical is a hydrocarbon chain (optionally substituted and, depending on the identity of Alk², perhaps having an ether, thioether or amino linkage). When both n and p are 0, the linker radical is a divalent phenyl or heteroaryl radical (optionally substituted). When m is 1 and at least

one of n and p is 1, the linker radical is a divalent radical including a hydrocarbon chain or chains and a divalent phenyl or heteroaryl radical. In a particular subset of compounds of the invention the linker radical is an unsubstituted, unbranched, saturated hydrocarbon chain of from 4 to 9 carbons, more particularly 5 to 8 carbons, and especially 6 carbons.

In a preferred subset of compounds of the invention, R_1 has the formula $-(Alk^1)_n-(X)_m-(Alk^2)_p-Z$ wherein Alk^1 , X, n and m are as defined in relation to formula (I), Z is $-(C=O)NH(OH)$, p is 1 and Alk^2 is $-CH_2-O-CH_2-$, $-CH_2-S-CH_2-$, $-CH_2-NH-CH_2-$, $-CH_2CH(OH)-$, $-CH_2CH(F)-$, $-CH_2C(F)_2-$, or $-CH_2C(=O)-$.

The substituents R_2^1 and R_2 , and R_3^1 and R_3

In the fused tetrahydropyridine ring of compounds (IA) and (IB), when R_2^1 is hydrogen R_2 may be any of the optional substituents listed above, such as trifluoromethyl, methyl, ethyl n- and iso-propyl, methoxy, ethoxy, methylenedioxy, ethylenedioxy, amino, mono- and di-methylamino, mono- and di-ethylamino, nitro, cyano, fluoro, chloro, bromo, and methylsulfonylamino.

Alternatively, when R_2^1 is hydrogen R_2 may be a radical of formula $-(Alk^3)_r-Q$ as defined above. In such radicals, r is 0 or 1; Alk^3 may be, for example, $-CH_2-$, $-CH_2CH_2-$, $-CH_2CH_2CH_2-$, $-CH_2CH_2CH_2CH_2-$, $-CH=CH-$, $-CH=CHCH_2-$, $-CH_2CH=CH-$, $CH_2CH=CHCH_2-C\equiv C-$, $-C\equiv CCH_2-$, $-CH_2C\equiv C-$, $-CH_2C\equiv CCH_2-$ or $-CH_2W-$, $-CH_2CH_2W-$, $-CH_2CH_2WCH_2-$, $-CH_2WCH_2CH_2-$, $-CH_2WCH_2CH_2WCH_2-$, and $-WCH_2CH_2-$ where W is $-O-$, $-S-$, $-NH-$ or $-N(CH_3)-$; and Q may be, for example, hydrogen or an optionally substituted phenyl, pyridyl, pyrimidinyl, thienyl, furanyl, cyclopropyl, cyclopentyl, cyclohexyl, piperidinyl, or morpholinyl. Presently Alk^3 radicals which do not include ether, thioether or amino links, are preferred. Amongst rings Q which are presently preferred are phenyl, 4-pyridyl, and pyrimidin-2-yl. Optional substituents in rings Q may be selected from those listed above in the definition of the term "optionally substituted". Examples of such substituents include trifluoromethyl, methoxy, methylenedioxy, ethylenedioxy, nitro, cyano, fluoro, chloro and bromo.

In a further alternative, R¹₂ and R₂ taken together with the carbon atoms to which they are attached may form an optionally substituted carbocyclic or heterocyclic ring, forming a spiro structure. Examples of such spiro-linked rings include cyclohexyl, piperidinyl spiro-linked at the 4-position, and
5 pyrrolidinyl spiro-linked at the 2-position.

The above discussion of R¹₂, R₂ substituents applies also to R¹₃ and R₃.

The Substituent R₄

10 R₄ may be, for example, hydrogen, methyl, ethyl or n- or iso-propyl. Presently hydrogen is preferred.

The Fused Rings A¹ and A²

These rings are optionally substituted. Examples of optional substituents
15 include trifluoromethyl, methyl, ethyl n- and iso-propyl, methoxy, ethoxy, methylenedioxy, ethylenedioxy, amino, mono- and di-methylamino, mono- and di-ethylamino, nitro, cyano, fluoro, chloro, bromo, and methylsulfonylamino.

Specific Examples of compounds for use in accordance with the invention
20 include those of the Examples herein.

Hydroxamate compounds (IA) and (IB) of the invention may be prepared from the corresponding carboxylic acids, ie compounds (IA) and (IB) wherein in group R1 Z is -COOH by causing that acid or an activated derivative thereof
25 to react with hydroxylamine, O-protected hydroxylamine, or an N,O-diprotected hydroxylamine, or a salt thereof, then removing the protecting groups from the resultant hydroxamic acid moiety (and from any protected substituents in the compound).

30 Conversion of the acid to an activated derivative such as the pentafluorophenyl, hydroxysuccinyl, or hydroxybenzotriazolyl ester may be effected by reaction with the appropriate alcohol in the presence of a dehydrating agent such as dicyclohexyl dicarbodiimide (DCC), N,N-

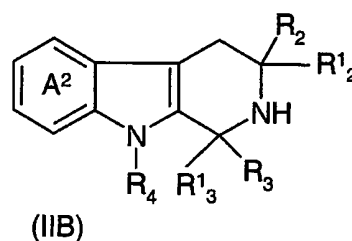
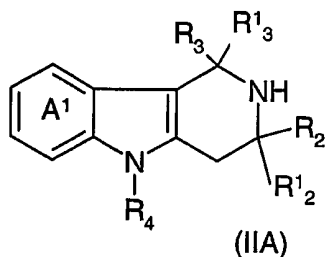
dimethylaminopropyl-N'-ethyl carbodiimide (EDC), or 2-ethoxy-1-ethoxycarbonyl-1,2-dihydroquinoline (EEDQ).

- Protecting groups for protection of reactive moieties in (II) during the reaction with hydroxylamine are well known per se, for example from the techniques of peptide chemistry. Amino groups are often protectable by benzyloxycarbonyl, t-butoxycarbonyl or acetyl groups, or in the form of a phthalimido group. Hydroxy groups are often protectable as readily cleavable ethers such as the t-butyl or benzyl ether, or as readily cleavable esters such as the acetate. Carboxy groups are often protectable as readily cleavable esters, such as the t-butyl or benzyl ester.

- Examples of O-protected hydroxylamines for use in the above method include O-benzylhydroxylamine, O-4-methoxybenzylhydroxylamine, O-trimethylsilylhydroxylamine, and O-tert-butoxycarbonylhydroxylamine.

- Examples of O,N-diprotected hydroxylamines for use in the above method include N,O-bis(benzyl)hydroxylamine, N,O-bis(4-methoxybenzyl)hydroxylamine, N-tert-butoxycarbonyl-O-tert-butyltrimethylsilylhydroxylamine, N-tert-butoxycarbonyl-O-tetrahydropyranylhydroxylamine, and N,O-bis(tert-butoxycarbonyl)hydroxylamine.

- Carboxylic acid analogues of compounds (IA) and (IB) may be prepared by coupling the tricyclic amine (IIA) or (IIB) with the carboxylic acid (III) or an activated derivative thereof





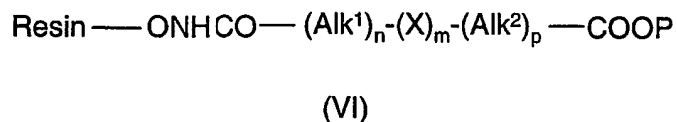
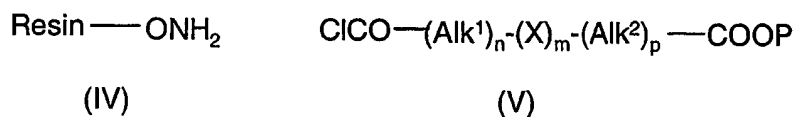
in which V is a protected carboxylic acid group, and thereafter removing the carboxy protecting group.

5

Condensation of the acid (III) with the amine (IIA) or (IIB) may be facilitated by dehydrating agents such as those referred to above.

In an alternative synthesis of compounds (IA) and (IB), a chlorotriptyl-O-NH₂ resin (IV) may be reacted with an acid chloride (V) wherein -COOP is a protected carboxylic acid group, to produce a resin-supported protected carboxylic acid (VI).

10

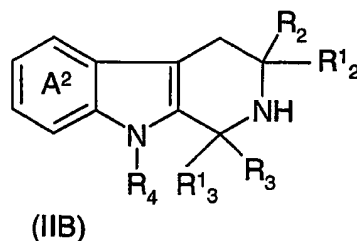
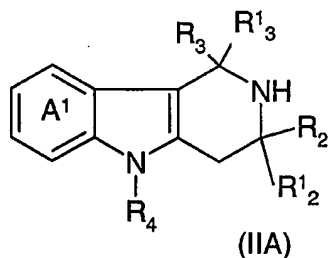


The protecting group may then be removed from (VI) and the resultant acid coupled with the tricyclic amine (IIA) or (IIB) (analogously to the coupling of (IIA) or (IIB) and (IV) above). Finally the desired hydroxamate compound may be cleaved from the resin with trifluoroacetic acid.

15

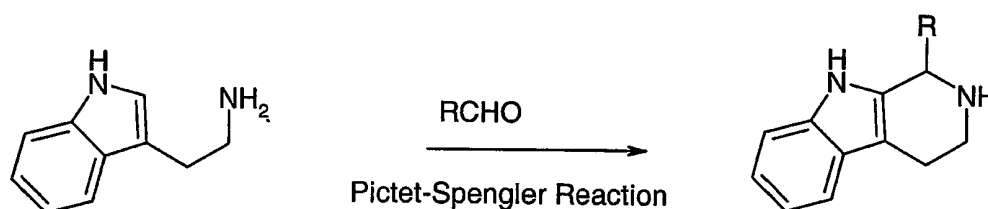
N-hydroxyacylamino compounds of the invention may be prepared by coupling the tricyclic amine (IIA) or (IIB) with the carboxylic acid (VIII) or an activated derivative thereof

20





- 5 in which Z is halogen or other leaving group which is displaced with protected hydroxylamine. The resulting compound is then acylated with either an acid anhydride or acid chloride and the hydroxylamine protecting group removed to give the desired N-hydroxyacylamino compound.
- 10 Structures of formula (IIB) may also be prepared by the Pictet-Spengler reaction (1. Pictet, A; Spengler, T. Ber, 1911, 44, 2034; 2. Whaley, W.M.; Govindachari, T.R. Org. React., 1951, 6, 74.) which, in brief involves reaction of tryptamine or tryptophan or derivatives thereof and an aldehyde:



15

As mentioned above, the compounds with which the invention is concerned are HDAC inhibitors, and may therefore be of use in the treatment of cell proliferative disease, such as cancer, in humans and other mammals.

20

It will be understood that the specific dose level for any particular patient will depend upon a variety of factors including the activity of the specific compound employed, the age, body weight, general health, sex, diet, time of administration, route of administration, rate of excretion, drug combination and the severity of the particular disease undergoing treatment. Optimum dose levels and frequency of dosing will be determined by clinical trial.

25

The compounds with which the invention is concerned may be prepared for administration by any route consistent with their pharmacokinetic properties.

30 The orally administrable compositions may be in the form of tablets, capsules,

powders, granules, lozenges, liquid or gel preparations, such as oral, topical, or sterile parenteral solutions or suspensions. Tablets and capsules for oral administration may be in unit dose presentation form, and may contain conventional excipients such as binding agents, for example syrup, acacia, gelatin, sorbitol, tragacanth, or polyvinyl-pyrrolidone; fillers for example lactose, sugar, maize-starch, calcium phosphate, sorbitol or glycine; tableting lubricant, for example magnesium stearate, talc, polyethylene glycol or silica; disintegrants for example potato starch, or acceptable wetting agents such as sodium lauryl sulphate. The tablets may be coated according to methods well known in normal pharmaceutical practice. Oral liquid preparations may be in the form of, for example, aqueous or oily suspensions, solutions, emulsions, syrups or elixirs, or may be presented as a dry product for reconstitution with water or other suitable vehicle before use. Such liquid preparations may contain conventional additives such as suspending agents, for example sorbitol, syrup, methyl cellulose, glucose syrup, gelatin hydrogenated edible fats; emulsifying agents, for example lecithin, sorbitan monooleate, or acacia; non-aqueous vehicles (which may include edible oils), for example almond oil, fractionated coconut oil, oily esters such as glycerine, propylene glycol, or ethyl alcohol; preservatives, for example methyl or propyl p-hydroxybenzoate or sorbic acid, and if desired conventional flavouring or colouring agents.

For topical application to the skin, the drug may be made up into a cream, lotion or ointment. Cream or ointment formulations which may be used for the drug are conventional formulations well known in the art, for example as described in standard textbooks of pharmaceuticals such as the British Pharmacopoeia.

For topical application to the eye, the drug may be made up into a solution or suspension in a suitable sterile aqueous or non aqueous vehicle. Additives, for instance buffers such as sodium metabisulphite or disodium edeate; preservatives including bactericidal and fungicidal agents such as phenyl mercuric acetate or nitrate, benzalkonium chloride or chlorhexidine, and thickening agents such as hypromellose may also be included.

The active ingredient may also be administered parenterally in a sterile medium. Depending on the vehicle and concentration used, the drug can either be suspended or dissolved in the vehicle. Advantageously, adjuvants such as a local anaesthetic, preservative and buffering agents can be dissolved in the vehicle.

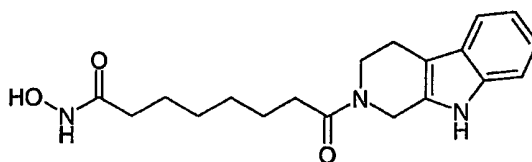
The following Examples illustrates the preparation of compounds of the invention. Their HDAC inhibitory properties are shown in Table 1 below. In the Examples, the following abbreviations have been used:

10

DMF:	Dimethylformamide
MeOH:	Methanol
DCM:	Dichloromethane
TBME:	t-Butylmethyl ether
15 PyBOP	Benzotriazol-1-yloxotripyrrolidinophosphonium hexafluorophosphate
TFA:	Trifluoroacetic acid

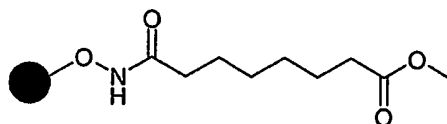
20 Example 1

Preparation of 8-Oxo-(1, 3, 4, 9-tetrahydro- β -carbolin-2-yl)-octanoic acid hydroxyamide



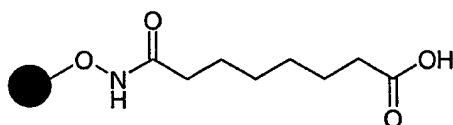
25

Stage 1 – Immobilisation of linker with chlorotriptyl-O-NH₂ resin



To a round bottomed flask charged with chlorotriyl-O-NH₂ resin (5 g, loading 1.36 mmol/g, 6.8 mmol) and DCM (50 ml) was added diisopropylethylamine (5.27g, 40.8 mmol, 6 eq). Methyl 8-chloro-8-oxooctanoate (4.22 g, 20.4 mmol, 3 eq) was slowly added to the reaction mixture with orbital shaking and the reaction mixture shaken for 48 hours. The resin was filtered and washed, DMF, MeOH, DMF, MeOH, DCM, MeOH, DCM, MeOH x 2, TBME x 2. The resin was dried under vacuum.

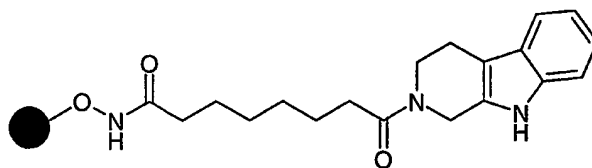
10 Stage 2 – Saponification



To a round bottomed flask charged with stage 1 resin (5 g, loading 1.36 mmol/g, 6.8 mmol) was added THF (17 ml) and MeOH (17 ml). To the reaction was added a solution of NaOH (1.36 g, 34 mmol, 5 eq) in water (17 ml). The reaction mixture shaken for 48 hours. The resin was filtered and washed with water x 2, MeOH x 2, DMF, MeOH, DMF, MeOH, DCM, MeOH, DCM, MeOH x 2, TBME x 2. The resin was dried under vacuum.

20

Stage 3 – Coupling



To a 2 ml 96 well plate charged with stage 2 resin (100 mg per well, loading 1.36 mmol/g, 0.136 mmol) was added a solution of PyBOP (0.21 g, 0.40 mmol, 3 eq) in DCM (0.5 ml) to each well. To one well was added 1,2,3,4-tetrahydro-9H-pyrido[3,4-B]indole (0.14 g, 0.82 mmol, 6 eq) in DCM (0.5 ml) followed by diisopropylethylamine (0.07g, 0.54 mmol, 4 eq). The 96 well plate

was sealed and shaken for 16 h. The resin filtered and washed, DMF, MeOH, DMF, MeOH, DCM, MeOH, DCM, MeOH x 2, TBME x 2.

Stage 4 – Cleavage

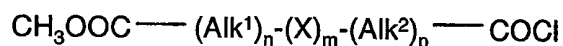
5

A 2 ml Porvair plate was placed for collection under the 2 ml microlute plate from stage 3. A 2% solution of TFA/DCM (1.5 ml) was dripped through the resin in 0.5 ml aliquots, allowing 5 minutes between each aliquot. The procedure was repeated to give a total of 4 cleavage cycles. The solvent was removed using a Genevac. 8-Oxo-(1, 3, 4, 9-tetrahydro-β-carbolin-2-yl)-octanoic acid hydroxyamide (CHR-002504) was obtained as one product from the 96 reactions. ¹H NMR (400 MHz, DMSO-*d*₆) δ: 10.86 (1H), 10.34 (1H, s), 8.67 (1H, s), 7.36 (1H, m, Ar), 7.27 (1H, m, Ar), 7.01 (1H, m, Ar), 6.95 (1H, m, Ar), 4.64 (2H, s, CH₂N), 3.75 (2H, m, CH₂), 2.72 and 2.63 (2H, m), 2.41 (2H, m), 2.17 and 1.91 (2H, m), 1.47 (4H, m), 1.26 (4H, m). *m/z* [ES] 344 [M+H]⁺

15

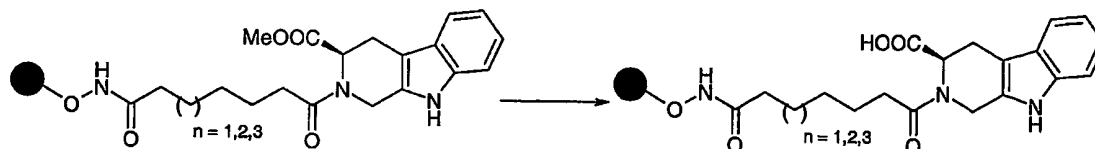
Further compounds of the invention may be prepared by methods analogous to those of Example 1 by using any of the tricyclic amines whose structures are shown in Tables 1A and 1B below and an acid chloride of formula

20



(Alk¹, Alk², X, n, m and p being as defined in relation to formula (I) above) in place of 1,2,3,4-tetrahydro-9H-pyrido[3,4-B]indole and methyl 8-chloro-8-oxooctanoate of Example 1. The compounds of Examples 2, 3, 5, 6, and 8 - 14 to 17 of Table 1 below were prepared thus. The compounds of Examples 15-17 in Table 1 below were prepared by saponification of the corresponding methyl esters of Examples 11, 4 and 7, as follows:

25

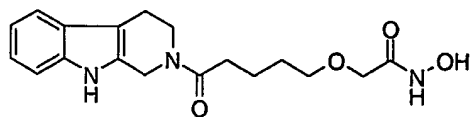


30

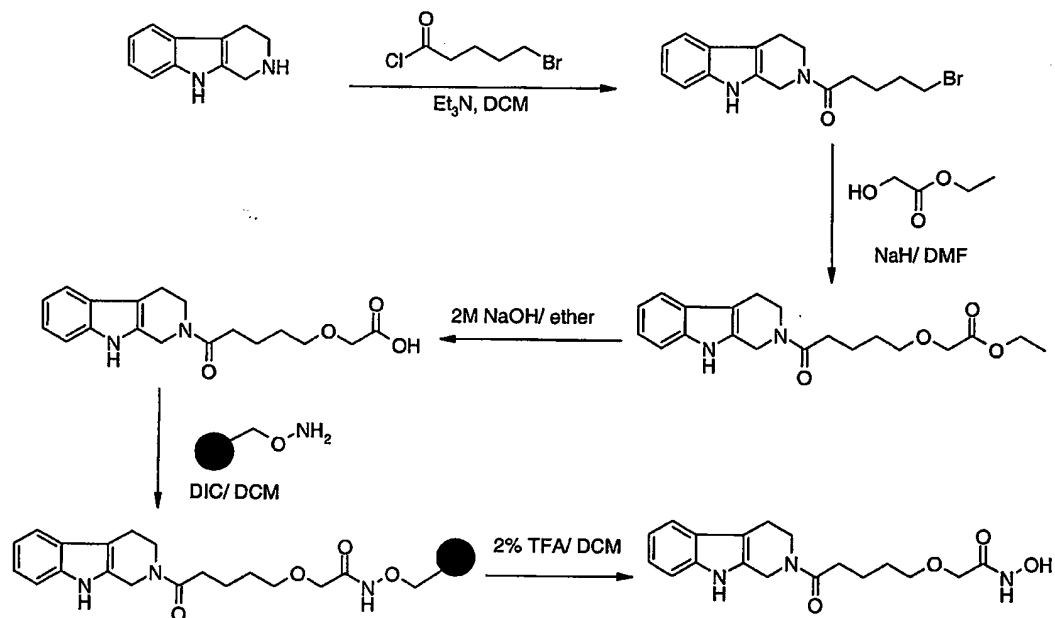
To a glass vial charged with resin (100 mg, loading 0.94 mmol/g, 0.094 mmol) was added a solution of NaOH (19 mg, 0.47 mmol, 5eq) in H₂O (0.35 ml), THF (0.35 ml) and methanol (0.35 ml). The vial was capped and the reaction shaken for 48 h. The resin was filtered and washed with DMF, DCM, DMF, DCM, MeOH, DCM, MeOH x 2, TBME x 2. The resin was dried under vacuum. and activity versus HeLa Nuclear Extract HDACs as described above. The compounds of Examples 2 to 17 of Table 1 were characterised by mass spectrometry.

10 Example 18

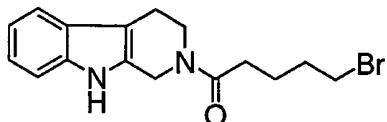
N-Hydroxy-2-[5-oxo-5-(1,3,4,9-tetrahydro-beta-carbolin-2-yl)-pentyloxy]-acetamide



15 Reaction scheme:



Stage 1

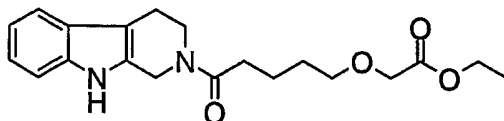


1,2,3,4-Tetrahydro-9H-pyrido(3,4-B)-indole (5g, 29 mmol) in DCM (250ml) was cooled to 0°C. 5-Bromovaleryl chloride(6.38g, 32 mmol) was added dropwise.

- 5 Triethylamine (4.5 ml, 32 mmol) was added and the reaction stirred at room temperature for 1.5 h. Sodium hydroxide (2M, 50 ml) was added and the reaction stirred for 10 minutes. The reaction mixture was diluted with water (50 ml). The organic phase was separated and the aqueous phase extracted with DCM. The combined organic phase was washed with acetic acid (5%),
- 10 sodium bicarbonate (saturated) and water. The organic phase was dried (sodium sulphate), filtered and evaporated to dryness to give a crude solid. The solid product was gently swirled with DCM (50 ml) and quickly filtered. The required stage 1 product was obtained after filtration 4g (65%) m/z 335 [M⁺+H]⁺, and was used in the next stage without further purification.

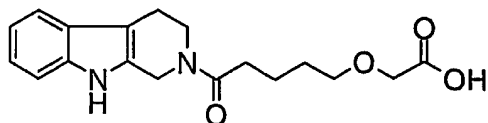
15

Stage 2



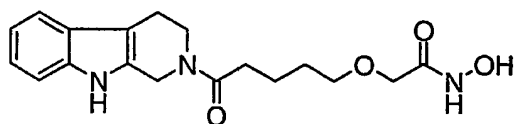
- NaH (0.12g, 2.98 mmol, 60% in mineral oil) was charged to a round bottomed flask under nitrogen. DMF (5 ml, anhydrous) was added and the slurry cooled
- 20 to 0°C. Ethyl glycolate (0.28g, 2.71 mmol) was added dropwise. The mixture was stirred for 2 hours at room temperature before cooling to 0°C. The bromo carboline stage 1 product (1 g, 2.98 mmol) was added dropwise in DMF (1 ml anhydrous) and the reaction stirred for a further 2 hr at room temperature.
- The reaction was acidified with NH₄Cl (saturated) and the reaction extracted
- 25 with EtOAc (x 3). The organic phase was dried (Na₂SO₄), filtered and the solvent removed *in vacuo*. The crude reaction mixture containing 50% product (LC-MS) was used in the next stage without further purification.

Stage 3



Crude carboline ester (1g) from stage 2 was treated with NaOH (2M, 500ml) and diethyl ether (500ml). The reaction was stirred at room temperature for 1hr. The reaction was acidified with (HCl, 2M). The aqueous layer was
 5 extracted with EtOAc (x 3), dried (Na₂SO₄) and the solvent removed *in vacuo*. The crude carboline carboxylic acid (LC-MS purity 47%) was used in the next step without further purification.

Stage 4



10 Hydroxylamine 2-chlorotryl resin (296mg, 1.14mmol/g) was swollen in dichloromethane (7 ml). Crude carboline carboxylic acid (85 mg) from stage 3 was added to the reaction in DCM (2 ml). Diisopropylcarbodiimide (98mg) was added. The reaction was shaken for 0.5 hr. The resin was washed DCM,
 15 DMF (x2), DCM, MeOH (x2), MeOH, TBME before drying. The resin was cleaved with 2% TFA/DCM yielding 55.4 mg of crude product following solvent removal. The reaction was repeated using hydroxylamine 2-chlorotryl resin (2.62g, 1.14 mmol/g) and crude carboline carboxylic acid (760 mg) using the procedure described above. A crude yield of 445 mg was obtained. The
 20 combined crude material (500.4 mg) after resin cleavage was purified by prep-HPLC to give the required product (30 mg). *m/z* 346 [M⁺+H]⁺, ¹H NMR (400 MHz, *d*₄-MeOH) δ: 1.57-1.66 (4H, m, 2 x CH₂), 2.50 (2H, m, CH₂), 2.6 -2.75, (2H, m, CH₂), 3.43 (2H, m, CH₂), 3.78 (1H, m) 3.85 (3H, m, CH₂), 4.66 (2 H, s, CH₂), 6.88 (1 H, m, Ar), 6.95 (1 H, m, Ar), 7.18 (1H, m, Ar), 7.3 (1H, m, Ar)

25

Measurement of biological activities

Histone deacetylase activity

30 The ability of compounds of Examples 1 to 17 to inhibit histone deacetylase activities was measured using the commercially available HDAC fluorescent

activity assay from Biomol. In brief, the *Fluor de LysTM* substrate, a lysine with an epsilon-amino acetylation, is incubated with the source of histone deacetylase activity (HeLa nuclear extract) in the presence or absence of inhibitor. Deacetylation of the substrate sensitises the substrate to *Fluor de LysTM* developer, which generates a fluorophore. Thus, incubation of the substrate with a source of HDAC activity results in an increase in signal that is diminished in the presence of an HDAC inhibitor.

Data are expressed as a percentage of the control, measured in the absence of inhibitor, with background signal being subtracted from all samples, as follows:-

$$\% \text{ activity} = ((S^i - B) / (S^o - B)) \times 100$$

- where S^i is the signal in the presence of substrate, enzyme and inhibitor, S^o is the signal in the presence of substrate, enzyme and the vehicle in which the inhibitor is dissolved, and B is the background signal measured in the absence of enzyme.
- IC50 values were determined by non-linear regression analysis, after fitting the results of eight data points to the equation for sigmoidal dose response with variable slope (% activity against log concentration of compound), using Graphpad Prism software.
- Histone deacetylase activity from crude nuclear extract derived from HeLa cells was used for screening. The preparation, purchased from 4C (Seneffe, Belgium), was prepared from HeLa cells harvested whilst in exponential growth phase. The nuclear extract is prepared according to Dignam JD1983 Nucl. Acid. Res. 11, 1475-1489, snap frozen in liquid nitrogen and stored at -80°C. The final buffer composition was 20 mM Hepes, 100 mM KCl, 0.2 mM EDTA, 0.5 mM DTT, 0.2 mM PMSF and 20 % (v/v) glycerol. IC50 results were allocated to one of 3 ranges as follows: Range A: IC50<330nM, Range B:

IC50 from 330nM to 1000nM; and Range C: IC50 >1000nM. Results are set forth in Table 1.

HeLa Cell inhibition Assay

- 5 Some of the compounds of the Examples were tested for activity in the following assay:

10 HeLa cells growing in log phase were harvested and seeded at 1000 cells/well (200ul final volume) into 96-well tissue culture plates. Following 24h of cell growth cells were treated with compounds (final concentration of 20uM). Plates were then re-incubated for a further 72h before a sulphorhodamine B (SRB) cell viability assay was conducted according to Skehan 1990 J Natl Canc Inst 82, 1107-1112.

- 15 Data were expressed as a percentage inhibition of the control, measured in the absence of inhibitor, as follows:-

$$\% \text{ inhibition} = 100 - ((S^I/S^0) \times 100)$$

20 where S^I is the signal in the presence of inhibitor and S^0 is the signal in the presence of DMSO.

IC50 values were determined by non-linear regression analysis, after fitting the results of eight data points to the equation for sigmoidal dose response with variable slope (% activity against log concentration of compound), using
25 Graphpad Prism software.

IC50 results were allocated to one of 3 ranges as follows: Range A: $IC50 \leq 1000nM$, Range B: IC50 from 1000nM to 10,000nM; and Range C: IC50 >10,000nM. Results are set forth in Table 1:

30

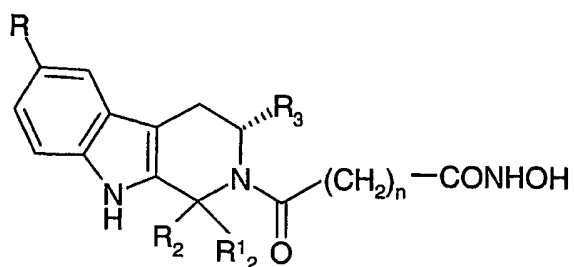


Table 1

Example	R	R ₂ , R ¹ ₂	R ₃	n	[M+H] ⁺	Inhibitor Activity versus HDAC	Inhibitor Activity versus Hela Nuclear extract HDACs
1	H	R ₂ = H, R ¹ ₂ = H	H	6	(NMR)	A	A
2	H	R ₂ = H, R ¹ ₂ = H	H	5	330	A	na
3	CH ₃ O-	R ₂ = H, R ¹ ₂ = H	H	6	374	A	na
4	H	R ₂ = H, R ¹ ₂ = H	CH ₃ OCO-	6	402	A	na
5	H	R ₂ = H, R ¹ ₂ = H	H	7	358	A	na
6	CH ₃ O-	R ₂ = H, R ¹ ₂ = H	H	5	360	A	B
7	CH ₃ O-	R ₂ = H, R ¹ ₂ = H	H	7	388	A	na
8	H	R ₂ = H, R ¹ ₂ = CF ₃	H	5	398	B	na
9	H	R ₂ = H, R ¹ ₂ = CF ₃	H	6	412	A	A

10	H	$R_2 = H,$ $R^1_{2} = CF_3$	H	7	426	A	na
11	H	$R_2 = H,$ $R^1_{2} = H$	CH ₃ OCO-	5	388	B	na
12	H	$R_2 = H,$ $R^1_{2} = H$	CH ₃ OCO-	7	416	B	C
13	H	spiro cyclohexyl	H	5	398	B	na
14	H	spiro cyclohexyl	H	6	412	A	B
15	H	$R_2 = H,$ $R^1_{2} = H$	HOCO-	5	374	B	na
16	H	$R_2 = H,$ $R^1_{2} = H$	HOCO-	6	388	A	C
17	H	$R_2 = H,$ $R^1_{2} = H$	HOCO-	7	402	B	na

Table 1A

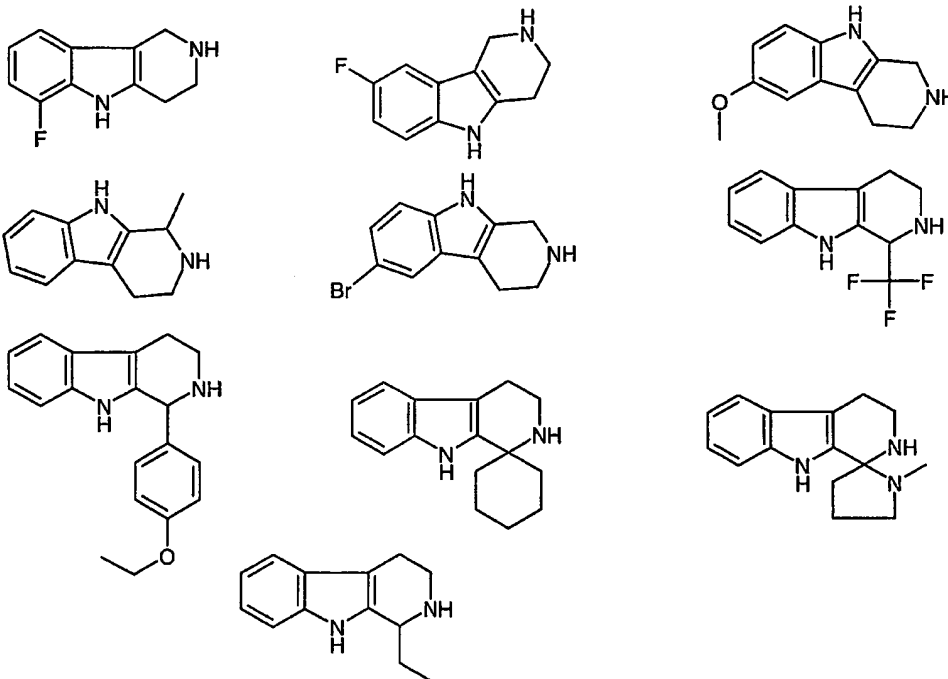


Table 1B

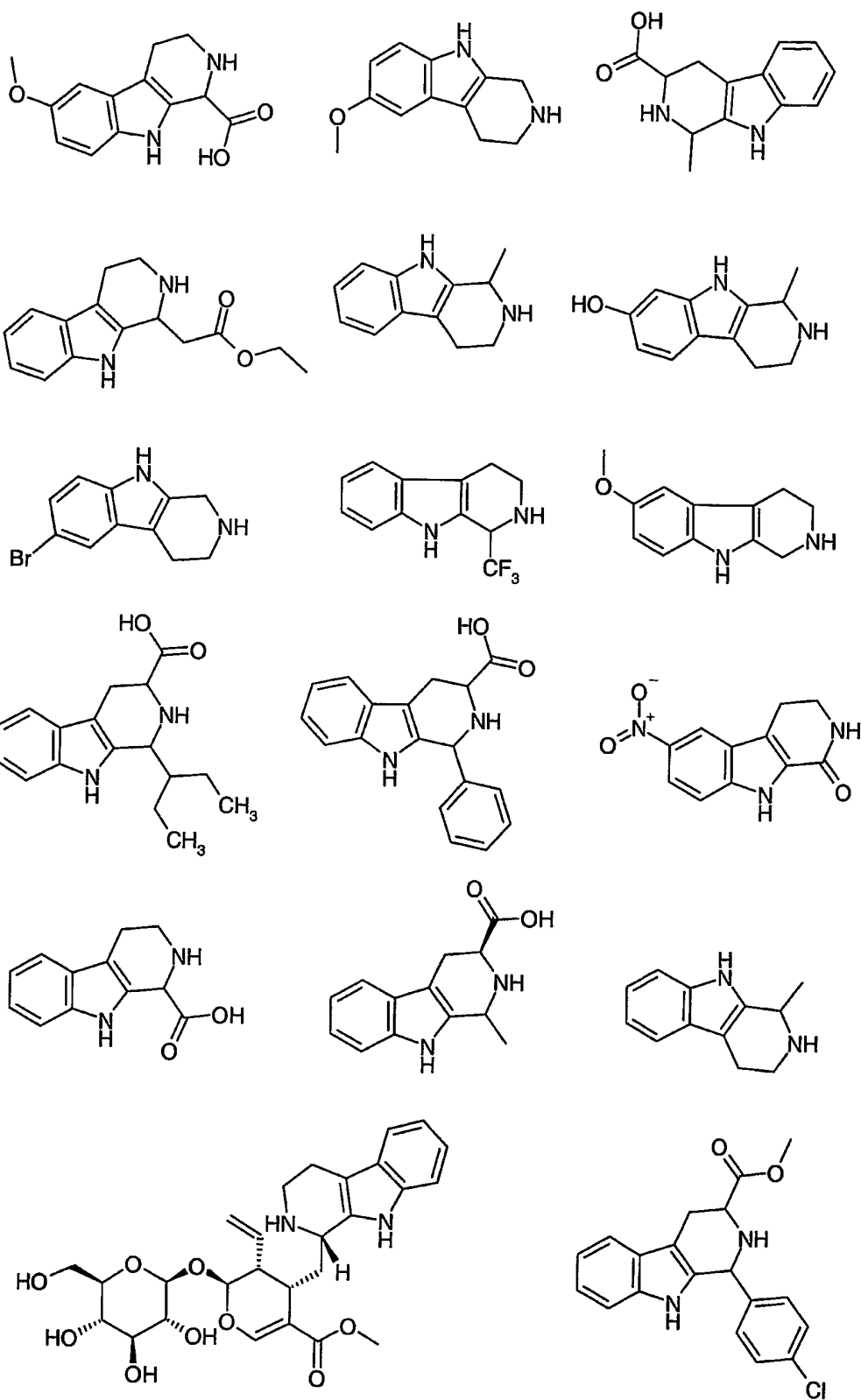


Table 1B (cont)

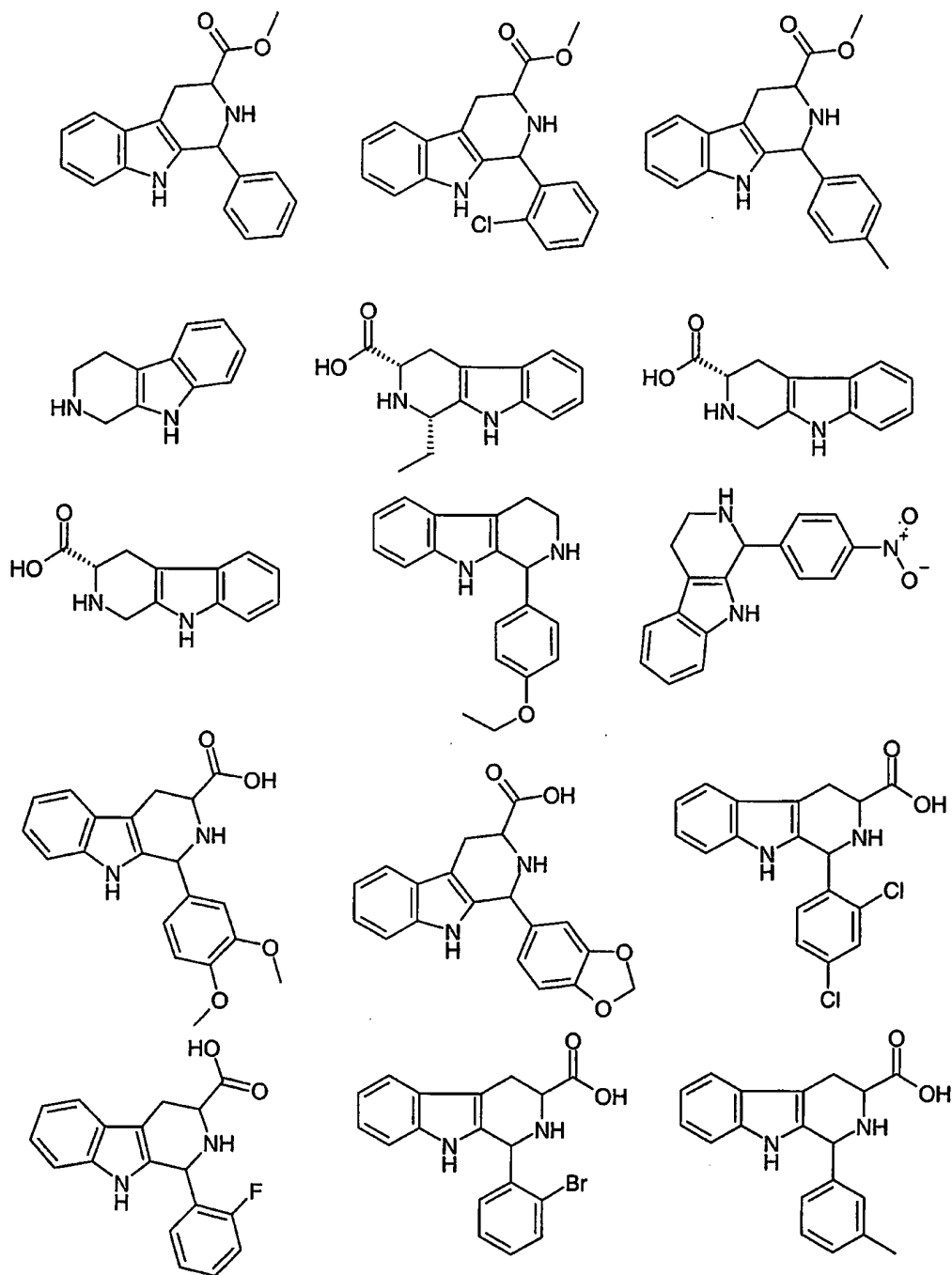


Table 1B (cont)

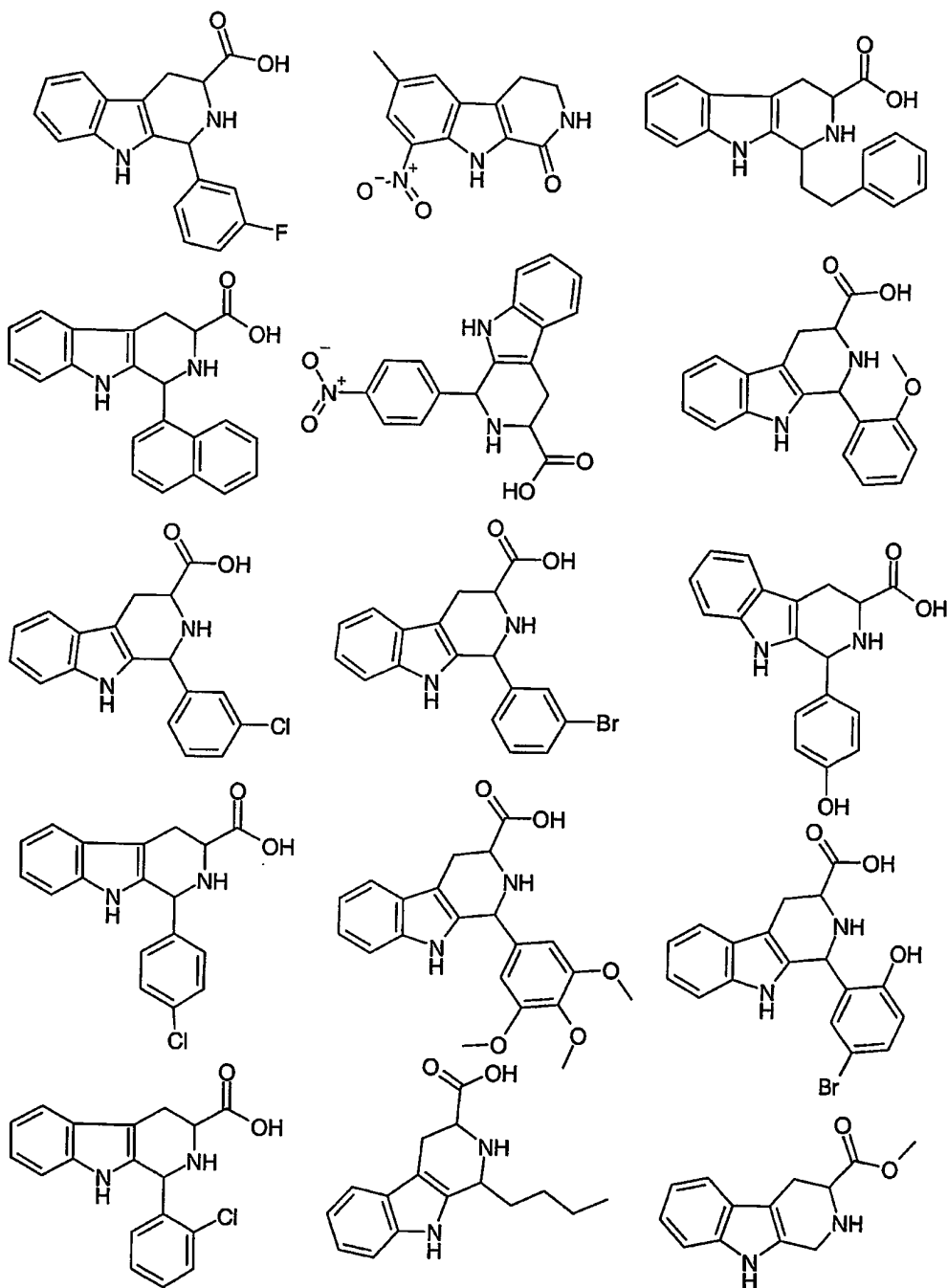


Table 1B (cont)

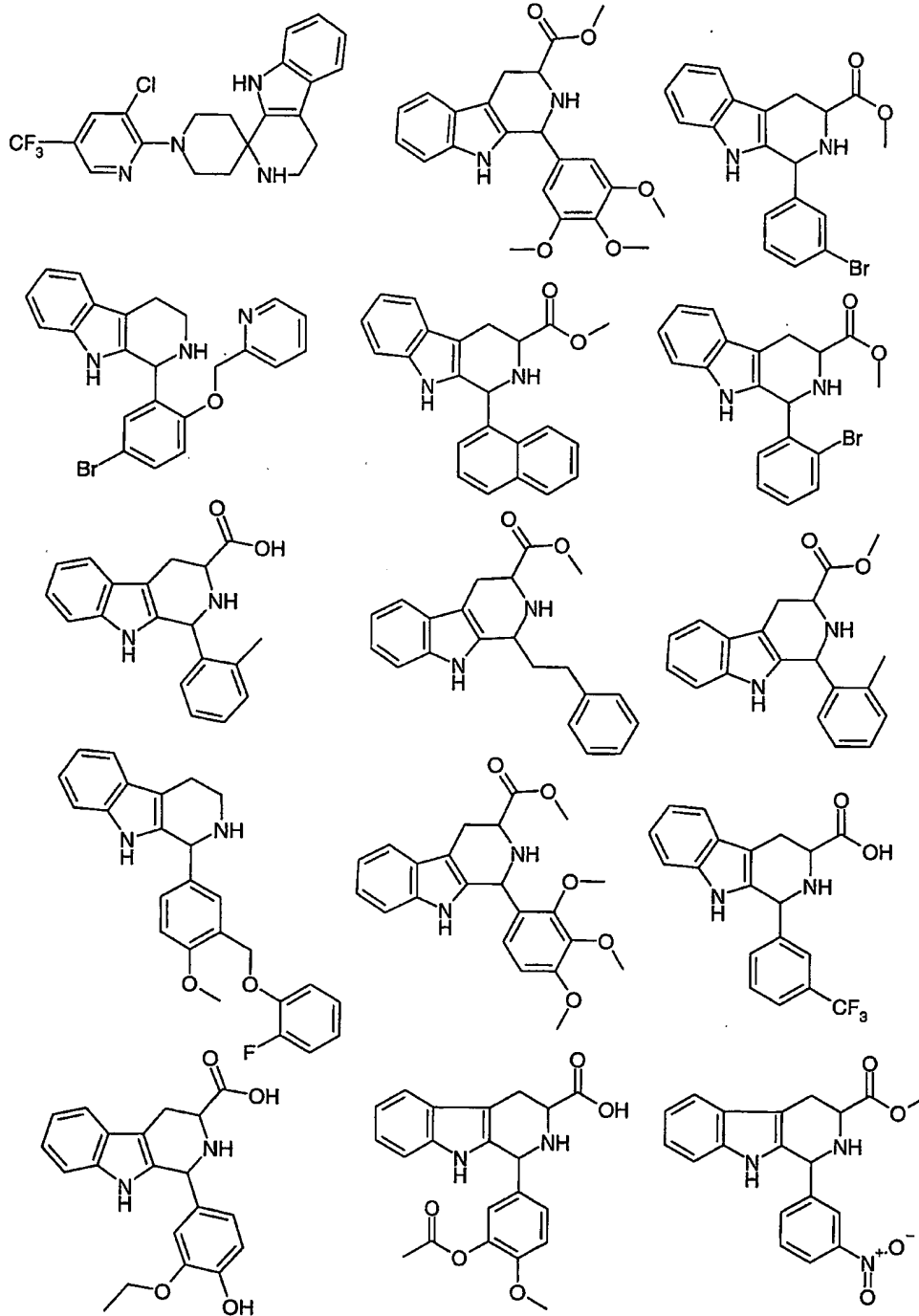


Table 1B (cont)

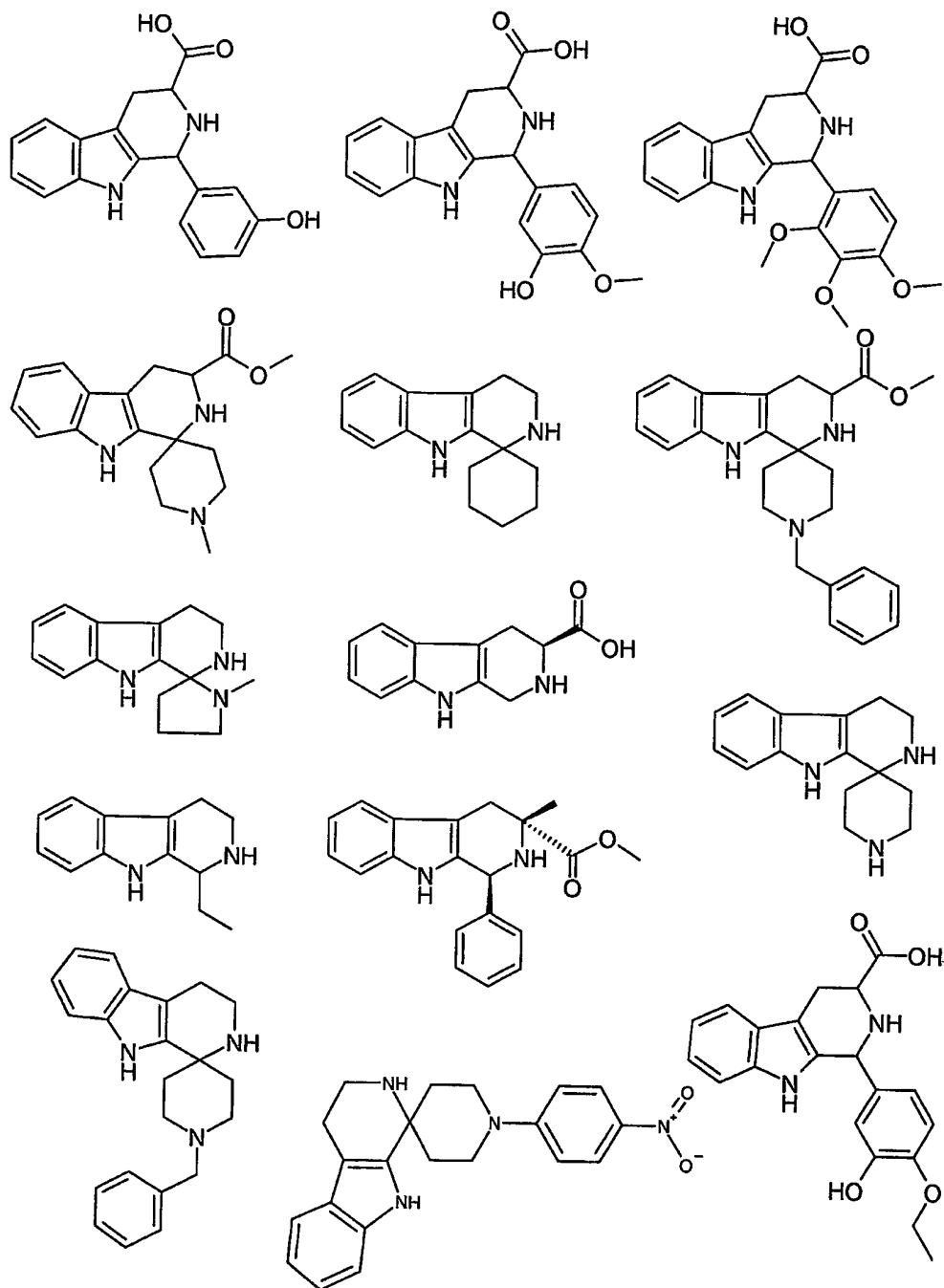
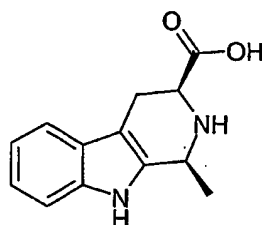
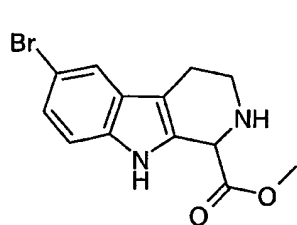
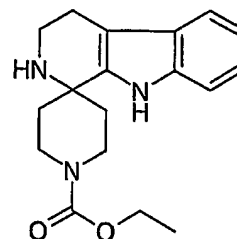
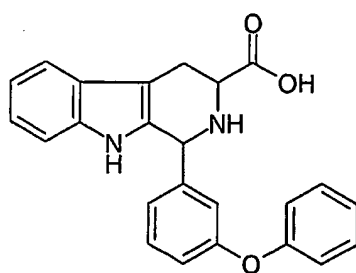
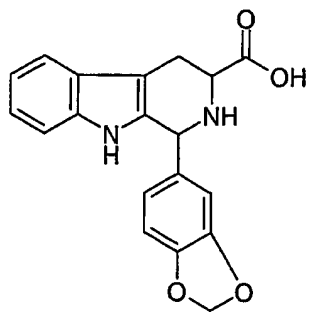
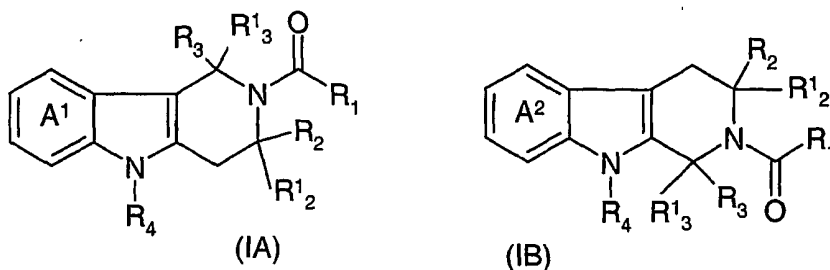


Table 1B (cont)



Claims:

1. A compound of formula (IA) or (IB), or a salt, hydrate or solvate thereof.



wherein

- 5 fused rings A¹ and A² are optionally substituted;
- R₁ represents a radical of formula $-(\text{Alk}^1)_n-(\text{X})_m-(\text{Alk}^2)_p-\text{Z}$ wherein
 Z represents a radical of formula $-\text{C}(=\text{O})\text{NH}(\text{OH})$, or $-\text{N}(\text{OH})\text{C}(=\text{O})\text{Y}$
 wherein Y represents hydrogen, C₁-C₆ alkyl, a phenyl or cycloalkyl ring,
 10 or a monocyclic heterocyclic radical having 5 or 6 ring atoms;
- Alk¹ represents an optionally substituted, straight or branched, C₁-C₆
 alkylene radical,
- 15 Alk² represents an optionally substituted, straight or branched, C₁-C₆
 alkylene, C₂-C₆ alkenylene or C₂-C₆ alkynylene radical which may
 optionally contain an ether (-O-), thioether (-S-) or amino (-NR^A-) link
 wherein R^A is hydrogen or C₁-C₃ alkyl;
- 20 X represents an optionally substituted phenyl or 5- or 6-membered
 heteroaryl ring; and
- n, m and p are independently 0 or 1, provided that at least one of n, m
 and p is 1 and the length of radical $-(\text{Alk}^1)_n-(\text{X})_m-(\text{Alk}^2)_p-$ is equivalent to
 25 to that of a hydrocarbon chain of from 2-10 carbon atoms;

R¹₂ is hydrogen and R₂ is (a) an optional substituent or (b) a radical of formula
 $-(\text{Alk}^3)_r-\text{Q}$ wherein r is 0 or 1, Alk³ represents an optionally substituted,
 straight or branched, C₁-C₆ alkylene, C₂-C₆ alkenylene or C₂-C₆ alkynylene

radical and Q is hydrogen or an optionally substituted carbocyclic or heterocyclic group; or R_1^2 and R_2 taken together with the carbon atoms to which they are attached form an optionally substituted carbocyclic or heterocyclic ring;

5

R_1^3 is hydrogen and R_3 is (i) an optional substituent or (ii) a radical of formula $-(Alk^3)_r-Q$ wherein r is 0 or 1, Alk^3 represents an optionally substituted, straight or branched, C_1-C_6 alkylene, C_2-C_6 alkenylene or C_2-C_6 alkynylene radical and Q is hydrogen or an optionally substituted carbocyclic or heterocyclic group; or R_1^3 and R_3 taken together with the carbon atoms to which they are attached form an optionally substituted carbocyclic or heterocyclic ring; and

10

R_4 is hydrogen or C_1-C_6 alkyl.

15

2. A compound as claimed in claim 1 wherein the group Z in R_1 is a hydroxamate group $-C(=O)NHOH$ or N-hydroxyformylamino group $-N(OH)C(=O)H$.

20

3. A compound as claimed in claim 1 or claim 2 wherein the length of the radical $-(Alk^1)_n-(X)_m-(Alk^2)_p-$ in R_1 is equivalent to a chain of from 2 to 10 carbons, or 4 to 9 carbons, or 5 to 8 carbons.

25

4. A compound as claimed in claim 1 or claim 2 wherein the length of the radical $-(Alk^1)_n-(X)_m-(Alk^2)_p-$ in R_1 is equivalent to a chain of 6 carbons.

5. A compound as claimed in any of the preceding claims wherein, in radical R_1 , Z is $-(C=O)NH(OH)$, p is 1 and Alk^2 is $-CH_2-O-CH_2-$, $-CH_2-S-CH_2-$, $-CH_2-NH-CH_2-$, $-CH_2CH(OH)-$, $-CH_2CH(F)-$, $-CH_2C(F)_2-$, or $-CH_2C(=O)-$.

30

6. A compound as claimed in any of claims 1 to 4 wherein in the radical $-(Alk^1)_n-(X)_m-(Alk^2)_p-$, Alk^1 and Alk^2 when present independently represent an unsubstituted, unbranched, C_1-C_6 alkylene, C_2-C_6 alkenylene or C_2-C_6 alkynylene radical.

7. A compound as claimed in claim 6 wherein in the radical $-(Alk^1)_n-(X)_m-(Alk^2)_p-$, Alk^1 and Alk^2 when present independently represent $-CH_2-$, $-CH_2CH_2-$, $-CH_2CH_2CH_2-$, $-CH_2CH_2CH_2CH_2-$, $-CH=CH-$, $-CH=CHCH_2-$,
 5 $-CH_2CH=CH-$, $CH_2CH=CHCH_2-C\equiv C-$, $-C\equiv CCH_2-$, $-CH_2C\equiv C-$ or $-CH_2C\equiv CCH_2-$.
8. A compound as claimed in any of the preceding claims wherein, in the radical $-(Alk^1)_n-(X)_m-(Alk^2)_p-$, X when present represents an unsubstituted
 10 phenyl ring.
9. A compound as claimed in any of the preceding claims wherein the linker radical $-(Alk^1)_n-(X)_m-(Alk^2)_p-$, m is 0 and n and/or p is/are 1.
- 15 10. A compound as claimed in any of claims 1 to 4 wherein the linker radical $-(Alk^1)_n-(X)_m-(Alk^2)_p-$ is an unsubstituted, unbranched, saturated hydrocarbon chain of 4 to 9 carbons, or 5 to 8 carbons, or 6 carbons..
- 20 11. A compound as claimed in any of the preceding claims wherein R^1_2 is hydrogen and R_2 is trifluoromethyl, methyl, ethyl n- and iso-propyl, methoxy, ethoxy, methylenedioxy, ethylenedioxy, amino, mono- and di-methylamino, mono- and di-ethylamino, nitro, cyano, fluoro, chloro, bromo, or methylsulfonylamino.
- 25 12. A compound as claimed in any of the preceding claims wherein R^1_2 is hydrogen and R_2 is a radical of formula $-(Alk^3)_r-Q$ wherein r is 0 or 1; Alk^3 is $-CH_2-$, $-CH_2CH_2-$, $-CH_2CH_2CH_2-$, $-CH_2CH_2CH_2CH_2-$, $-CH=CH-$, $-CH=CHCH_2-$, $-CH_2CH=CH-$, $CH_2CH=CHCH_2-C\equiv C-$, $-C\equiv CCH_2-$, $-CH_2C\equiv C-$, $-CH_2C\equiv CCH_2-$ or $-CH_2W-$, $-CH_2CH_2W-$, $-CH_2CH_2WCH_2-$, $-CH_2WCH_2CH_2-$,
 30 $-CH_2WCH_2CH_2WCH_2-$, or $-WCH_2CH_2-$ where W is $-O-$, $-S-$, $-NH-$ or $-N(CH_3)-$; and Q is hydrogen or an optionally substituted phenyl, pyridyl, pyrimidinyl, thienyl, furanyl, cyclopropyl, cyclopentyl, cyclohexyl, piperidinyl, or morpholinyl.

13. A compound as claimed in claim 12 wherein Q is phenyl, 4-pyridyl, or pyrimidin-2-yl.

14. A compound as claimed in any of claims 1 to 10 wherein R¹₂ and R₂ taken together with the carbon atoms to which they are attached form an optionally substituted carbocyclic or heterocyclic ring.

15. A compound as claimed in any of the preceding claims wherein R¹₃ is hydrogen and R₃ is trifluoromethyl, methyl, ethyl, n- or iso-propyl, methoxy, ethoxy, methylenedioxy, ethylenedioxy, amino, mono- and di-methylamino, mono- or di-ethylamino, nitro, cyano, fluoro, chloro, bromo, or methylsulfonylamino.

16. A compound as claimed in any of the preceding claims wherein R¹₃ is hydrogen and R₃ is a radical of formula $-(Alk^3)_r-Q$ wherein r is 0 or 1; Alk³ is $-CH_2-$, $-CH_2CH_2-$, $-CH_2CH_2CH_2-$, $-CH_2CH_2CH_2CH_2-$, $-CH=CH-$, $-CH=CHCH_2-$, $-CH_2CH=CH-$, $CH_2CH=CHCH_2-C\equiv C-$, $-C\equiv CCH_2-$, $-CH_2C\equiv C-$, $-CH_2C\equiv CCH_2-$ or $-CH_2W-$, $-CH_2CH_2W-$, $-CH_2CH_2WCH_2-$, $-CH_2WCH_2CH_2-$, $-CH_2WCH_2CH_2WCH_2-$ or $-WCH_2CH_2-$ where W is $-O-$, $-S-$, $-NH-$ or $-N(CH_3)-$; and Q is hydrogen or optionally substituted phenyl, pyridyl, pyrimidinyl, thienyl, furanyl, cyclopropyl, cyclopentyl, cyclohexyl, piperidinyl, or morpholinyl.

17. A compound as claimed in claim 16 wherein Q is phenyl, 4-pyridyl, or pyrimidin-2-yl.

25

18. A compound as claimed in any of claims 1 to 14 wherein R¹₃ and R₃ taken together with the carbon atoms to which they are attached form an optionally substituted carbocyclic or heterocyclic ring.

19. A compound as claimed in any of the preceding claims wherein R₄ is hydrogen, methyl, ethyl or n- or iso-propyl.

20. A compound as claimed in any of the preceding claims wherein optional substituents in the fused rings A¹ and A² are selected from

trifluoromethyl, methyl, ethyl n- and iso-propyl, methoxy, ethoxy, methylenedioxy, ethylenedioxy, amino, mono- and di-methylamino, mono- and di-ethylamino, nitro, cyano, fluoro, chloro, bromo, and methylsulfonylamino.

- 5 21. A pharmaceutical composition comprising a compound as claimed in any of the preceding claims, together with a pharmaceutically acceptable carrier.
22. The use of a compound as claimed in any of claims 1 to 20 in the
10 preparation of a composition for inhibiting the activity of an HDAC enzyme
23. The use as claimed in claim 23 for the inhibition of HDAC1 activity.
24. The use as claimed in claim 22 or claim 23 for the inhibition of HDAC
15 activity, *ex vivo* or *in vivo*.
25. The use of a compound as claimed in any of claims 1 to 20 in the preparation of a composition for the treatment of cell-proliferation disease, polyglutamine disease, neurogenerative disease, autoimmune disease, organ
20 transplant rejection, diabetes, haematological disorders or infection.
26. The use as claimed in claim 25 wherein the disease is cancer, Huntingdon disease, or Alzheimer disease.
- 25 27. A method for the treatment of a condition selected from the group consisting of cell-proliferation disease, polyglutamine disease, neurogenerative disease, autoimmune disease, organ transplant rejection, diabetes, haematological disorders and infection, which method comprises administering to a subject suffering such disease an effective amount of a
30 compound as claimed in any of claims 1 to 19.
28. A method as claimed in claim 27 wherein the disease is cancer, Huntingdon disease, or Alzheimer disease.

INTERNATIONAL SEARCH REPORT

International Application No
PCT/GB2004/002504

A. CLASSIFICATION OF SUBJECT MATTER IPC 7 C07D471/04 A61K31/437 A61P3/10 A61P25/28 A61P35/00		
According to International Patent Classification (IPC) or to both national classification and IPC		
B. FIELDS SEARCHED Minimum documentation searched (classification system followed by classification symbols) IPC 7 C07D A61K A61P		
Documentation searched other than minimum documentation to the extent that such documents are included in the fields searched		
Electronic data base consulted during the international search (name of data base and, where practical, search terms used) EPO-Internal, WPI Data, PAJ, BEILSTEIN Data, CHEM ABS Data, BIOSIS		
C. DOCUMENTS CONSIDERED TO BE RELEVANT		
Category *	Citation of document, with indication, where appropriate, of the relevant passages	Relevant to claim No.
X	WO 02/051842 A (HOFFMANN LA ROCHE ; SAAL WOLFGANG VON DER (DE); GEORGES GUY (DE); SATT) 4 July 2002 (2002-07-04) examples 7, 8e, 8f, 9	1-28
A	WO 98/55449 A (QUEENSLAND INST MED RES ; FAIRLIE DAVID (AU); PARSONS PETER G (AU); UN) 10 December 1998 (1998-12-10) abstract	1-28
A	EP 0 549 916 A (WHITBY RESEARCH INC) 7 July 1993 (1993-07-07) the whole document	1-28
<input type="checkbox"/> Further documents are listed in the continuation of box C. <input checked="" type="checkbox"/> Patent family members are listed in annex.		
* Special categories of cited documents :		
A document defining the general state of the art which is not considered to be of particular relevance *E* earlier document but published on or after the international filing date *L* document which may throw doubts on priority claim(s) or which is cited to establish the publication date of another citation or other special reason (as specified) *O* document referring to an oral disclosure, use, exhibition or other means *P* document published prior to the international filing date but later than the priority date claimed *T* later document published after the international filing date or priority date and not in conflict with the application but cited to understand the principle or theory underlying the invention *X* document of particular relevance; the claimed invention cannot be considered novel or cannot be considered to involve an inventive step when the document is taken alone *Y* document of particular relevance; the claimed invention cannot be considered to involve an inventive step when the document is combined with one or more other such documents, such combination being obvious to a person skilled in the art. *&* document member of the same patent family		
Date of the actual completion of the international search <p align="center">25 August 2004</p>		Date of mailing of the international search report <p align="center">06/09/2004</p>
Name and mailing address of the ISA European Patent Office, P.B. 5818 Patentlaan 2 NL - 2280 HV Rijswijk Tel. (+31-70) 340-2040, Tx. 31 651 epo nl, Fax: (+31-70) 340-3016		Authorized officer <p align="center">Stroeter, T</p>

INTERNATIONAL SEARCH REPORT

International application No.
PCT/GB2004/002504

Box II Observations where certain claims were found unsearchable (Continuation of item 2 of first sheet)

This International Search Report has not been established in respect of certain claims under Article 17(2)(a) for the following reasons:

1. Claims Nos.: 27, 28
because they relate to subject matter not required to be searched by this Authority, namely:
Although claims 27 and 28 are directed to a method of treatment of the human/animal body, the search has been carried out and based on the alleged effects of the compound/composition.
2. Claims Nos.:
because they relate to parts of the International Application that do not comply with the prescribed requirements to such an extent that no meaningful International Search can be carried out, specifically:
3. Claims Nos.:
because they are dependent claims and are not drafted in accordance with the second and third sentences of Rule 6.4(a).

Box III Observations where unity of invention is lacking (Continuation of item 3 of first sheet)

This International Searching Authority found multiple inventions in this international application, as follows:

1. As all required additional search fees were timely paid by the applicant, this International Search Report covers all searchable claims.
2. As all searchable claims could be searched without effort justifying an additional fee, this Authority did not invite payment of any additional fee.
3. As only some of the required additional search fees were timely paid by the applicant, this International Search Report covers only those claims for which fees were paid, specifically claims Nos.:
4. No required additional search fees were timely paid by the applicant. Consequently, this International Search Report is restricted to the invention first mentioned in the claims; it is covered by claims Nos.:

Remark on Protest

- The additional search fees were accompanied by the applicant's protest.
- No protest accompanied the payment of additional search fees.

INTERNATIONAL SEARCH REPORT

Information on patent family members

International Application No PCT/GB2004/002504

Patent document cited in search report	A	Publication date		Patent family member(s)	Publication date
WO 02051842	A	04-07-2002		BR 0116402 A	11-11-2003
				CA 2431471 A1	04-07-2002
				CN 1483033 T	17-03-2004
				CZ 20031940 A3	15-10-2003
				WO 02051842 A1	04-07-2002
				EP 1353921 A1	22-10-2003
				HU 0400554 A2	28-06-2004
				JP 2004516325 T	03-06-2004
				NO 20032830 A	04-08-2003
				SK 9122003 A3	03-02-2004
				US 2004053960 A1	18-03-2004
WO 9855449	A	10-12-1998		AU 7751698 A	21-12-1998
				WO 9855449 A1	10-12-1998
				EP 0988280 A1	29-03-2000
				JP 2002513419 T	08-05-2002
EP 0549916	A	07-07-1993		US 5206377 A	27-04-1993
				CA 2082982 A1	06-06-1993
				EP 0549916 A2	07-07-1993
				JP 5246987 A	24-09-1993
				US 5314908 A	24-05-1994

THIS PAGE BLANK (05/11/14)